



Versatility  
for your  
busy  
kitchen!





## "BT Series"

### Mobile Heated Reach-In Banquet Cabinets with Adjustable Shelves

The Ultimate in Versatile Storing and Transporting!



**BT-96120**  
4 Adjustable Shelves  
96 to 120 Covered Plates

*Shown with optional Food Sentry™ Controls*

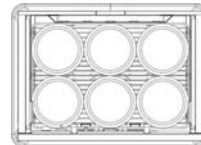


**BT-192240**  
8 Adjustable Shelves  
192 to 240 Covered Plates

*Shown with optional Food Sentry™ Controls*

Capacity is based on 10.5" (267mm) Covered Plates

**BT TOP VIEW PLATE CONFIGURATION**



**PLATE CARRIERS OPTIONAL ACCESSORY**



### HLC-2125 Heated Holding Compartments have universal rack for adjusting both bulk food pans and shelves

## "HLC-2125 Series"

- ▶ Allows versatile use
- ▶ Hold 12" x 20" Pans, GN1/1 Pans, and / or Wire Shelf
- ▶ One 18" x 26" Tray or multiple half-size trays / pans fit on each wire shelf
- ▶ Wire Shelf Dimensions: 21" x 25" (514mm x 635mm)



**HLC-2125-5**  
3 Adjustable Shelves  
*Shown with optional door vents*



**HLC-2125-5S**  
3 Adjustable Shelves  
Base Model

**“UHST-GN Series”**



Shown with optional Food Sentry™ Controls

**UHST-GN-6480-BQ**  
4 Adjustable Shelves  
64 to 80 Covered Plates

- ▶ Banquet / Catering Flexibility:  
Bulk Foods - Pre-plated Meals
- ▶ Shelf rails provide quick and efficient use of Plates, Pans, and Trays of all sizes!

**HOLDS:**

GN 1/1 or 12" x 20" Pans

GN 2/1 Pans


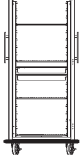
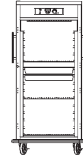
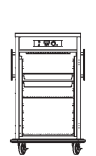

18" x 26" Trays (with use of shelf)

**Shelves for:**

- Banquet Meals
- Half-Size and Unique Pans



Capacity is based on 10.5" (267mm) Covered Plates



UHST-GN-3240-BQ UHST-GN-4860-BQ UHST-GN-6480-BQ UHST-GN-96120-BQ



**HLC-2125-5/5**  
6 Adjustable Shelves  
Split Cavity Model



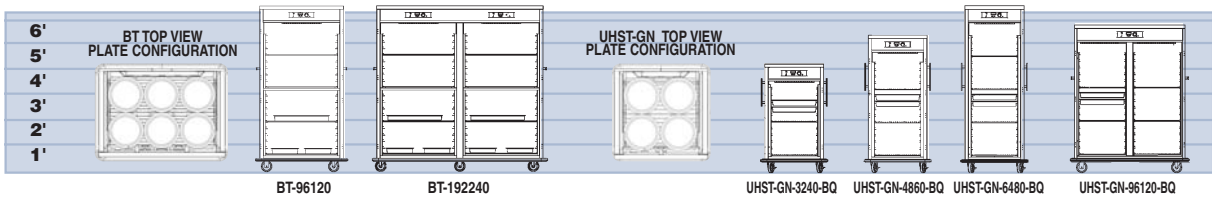
**HLC-2125-9/9**  
6 Adjustable Shelves  
Split Cavity Model



**HLC-2125-9/9**  
6 Adjustable Shelves  
Split Cavity Model  
Shown with optional Food Sentry™ Controls

Shown with optional Food Sentry™ Controls

Split Cavity provides 2 compartments, each with separate controls.



**ADJUSTABLE SHELVES PROVIDE  
ULTRA-UNIVERSAL USAGE FOR  
BANQUETING APPLICATIONS**

ELECTRICAL DATA								
UHST-GN-3240-BQ, UHST-GN-4860-BQ UHST-GN-6480-BQ		BT-96120		UHST-GN-96120-BQ		BT-192240		
VOLTS	120	220	120	220	120	220	208	220
WATTS	1650	1650	1750	1750	2300	2300	4000	4000
AMPS	13.75	7.5	14.6	8.0	19.2	10.5	19.5	18.2
HERTZ	60	60	60	60	60	60	60	60
PHASE	Single	Single	Single	Single	Single	Single	Single	Single
NEMA PLUG								
	5-15P	6-15P	5-15P	6-15P	5-20P	6-20P	6-20P	6-20P

Dedicated circuit each unit.



MODEL NUMBER	COVERED PLATES: 10.5" DIAMETER 267mm DIAMETER		COVERED PLATES 3.125" 80 mm STACKED HIGH PER SHELF	CAPACITIES ARE BASED ON 14" (356 mm) SHELF CLEARANCE FOR PRE-PLATED MEALS 10.5" (267 mm)				CLASS 100							
	COVER & PLATE HEIGHT:			SHELF SIZE	PAN CAPACITY: GN 1/1 - 65 mm 12" x 20" x 2.5"	NUMBER OF SETS OF RAILS	RAIL SPACINGS	OVERALL EXTERIOR DIMENSIONS IN. (mm)			CASTER SIZE	NO. OF DOORS	SHIP WT. LBS. (KG)	CUBIC FEET (m <sup>3</sup> )	
	3.125" 80mm	2.625" 67mm						HIGH "H"	DEEP "D"	WIDE "W"					
BT-96120 †	96	120	4	4	22.25" x 33" 565mm x 838mm	30 On Shelves	15	3.75" 95.25 mm	76.125" (1931)	30" (762)	42.5" (1080)	5"	1	365 (164)	55.4 (1.58)
BT-192240 †	192	240	8	4	22.25" x 33" 565mm x 838mm	60 On Shelves	30	3.75" 95.25 mm	76.125" (1931)	30" (762)	80.5" (2045)	5"	2	720 (324)	106.24 (3.01)

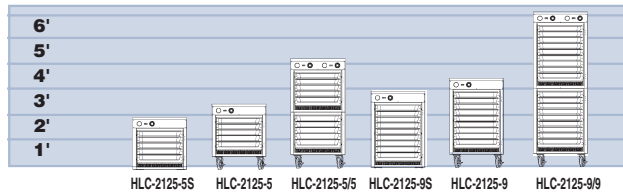


UHST-GN-3240-BQ	32	40	2	4	SHELF RAILS HOLD: 1 - SHELF: 21" x 25" 533mm x 635mm 1 - GN 2/1 PAN 2 - GN 1/1 PAN 2 - 12" x 20"	22	11	3" 76.2 mm	49" (1247)	34.75" (883)	30.75" (781)	5"	1	280 (126)	30.3 (.86)
UHST-GN-4860-BQ	48	60	3	4		30	15	3" 76.2 mm	63" (1600)	34.75" (883)	30.75" (781)	5"	1	300 (135)	38.96 (1.10)
UHST-GN-6480-BQ †	64	80	4	4		38	19	3" 76.2 mm	76.25" (1937)	34.75" (883)	30.75" (781)	5"	1	355 (160)	47.15 (1.33)
UHST-GN-96120-BQ †	96	120	6	4		64	32	3" 76.2 mm	67.375" (1709)	34.75" (883)	54" (1372)	5"	2	455 (205)	71.85 (2.03)

Additional shelves available - order as an optional accessory.

† Dutch Doors are available on the full-size models.

□ Dutch Doors [add "D"] are 2 half size doors to reduce heat loss during frequent loading and unloading.



**SHELVES, 12" x 20" PANS, and 18" x 26"**

	ELECTRICAL DATA		
	HLC-2125-5 HLC-2125-9	HLC-2125-5/5 HLC-2125-9/9	OPTIONAL
VOLTS	120	120	120
WATTS	1000	2000	1400
AMPS	8.3	16.6	11.6
HERTZ	50/60	50/60	50/60
PHASE	Single	Single	Single
NEMA PLUG			
	5-15P	5-20P	5-15P

Dedicated circuit each unit.



MODEL NUMBER	CAPACITIES: Spacings @ 1.37" Fixed Spacings							CLASS 100								
	DEPTH 12" x 20" PANS			DEPTH GN 1/1 PANS		21" x 25" Shelf (A) (Standard)	Maximum Shelf Capacity*	PRODUCT CAPACITY LBS. (KG)	DIMENSIONS IN. (mm)			NO. OF DOORS	CASTER SIZE	SHIP WT. LBS. (KG)	CUBIC FEET (m <sup>3</sup> )	
	2.5"	4"	6"	65mm	100mm				150mm	HIGH "H"	DEEP "D"					WIDE "W"
HLC-2125-5S Base Model	10	6	4	10	6	4	3	5	100 lbs (45)	24.5" (622)	30.5" (762)	25.5" (648)	1	NO CASTERS	162 (74)	11 (.31)
HLC-2125-5 Caster Model	10	6	4	10	6	4	3	5	100 lbs (45)	30.75" (762)	30.5" (762)	25.5" (648)	1	5"	175 (80)	13.8 (.39)
HLC-2125-5/5 † Double Compartment Split Cavity	20	12	8	20	12	8	6 TOTAL	10 TOTAL	200 lbs (90)	51" (1295)	30.5" (762)	25.5" (648)	2	5"	250 (114)	22 (.62)
HLC-2125-9S Base Model	18	12	8	18	12	8	3	19	180 lbs (82)	35.5" (902)	32" (813)	25.5" (648)	1	NO CASTERS	180 (82)	16 (.45)
HLC-2125-9 Caster Model	18	12	8	18	12	8	3	19	180 lbs (82)	41.75" (1060)	32" (813)	25.5" (648)	1	5"	191 (87)	19 (.53)
HLC-2125-9/9 † Double Compartment Split Cavity	36	24	16	36	24	16	6 TOTAL	38 TOTAL	360 lbs (164)	72.75" (1848)	32" (813)	25.5" (648)	2	5"	337 (153)	33 (.93)



**Food Warming Equipment Company, Inc.**  
7900 South Route 31  
Crystal Lake, Illinois 60014

Phone: 815-459-7500  
Fax: 815-459-7989

800-222-4393  
sales@fweco.net  
www.FWE.com