



PROJECT:	MODEL:	QUANTITY:	ITEM NO:

MOBILE BARS & BACK-UP

For Beverage Service Using Pre-Mix / Post-Mix / Bag-in-Box

PROFESSIONAL "BBC SERIES"

Increase beverage sales with a portable bar - built to serve as the toughest bar in town!

- 1** Perfect for event hosting. Designed for a wide range of high performance beverage dispensing systems including: Pre-Mix, Post-Mix and Bag-in-Box
- 2** Several laminate choices to choose from. Custom laminates and tops are also available to enhance or match existing colors at any establishment
- 3** Made for mobile applications - FWE 5', 6', 8' Professional series bars are constructed with a stainless steel tubular welded base frame, and designed to absorb vibration and shock during transport
- 4** Sealed in cold plate - keeps 6 flavor circuits of beverages chilled for service with 60lb ice bin capacity and stainless steel sliding cover
- 5** NSF Approved - The sanitary stainless steel work areas and interior make clean up quick and easy
- 6** Removable bottle speed rail
- 7** Matching back bar and ice carts are available

***Two year limited warranty**



BBC-8
(Shown with optional post mix dispensing system accessory)

IC-200



Perfect For Event Hosting



Stainless Steel Construction



Ice Sink



Removable Speed Rail



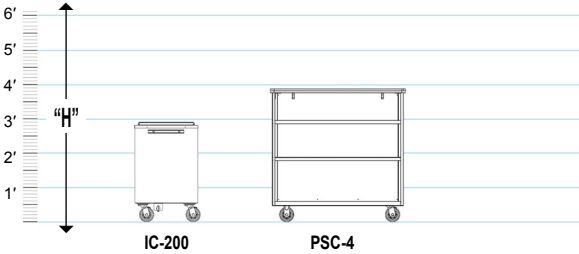
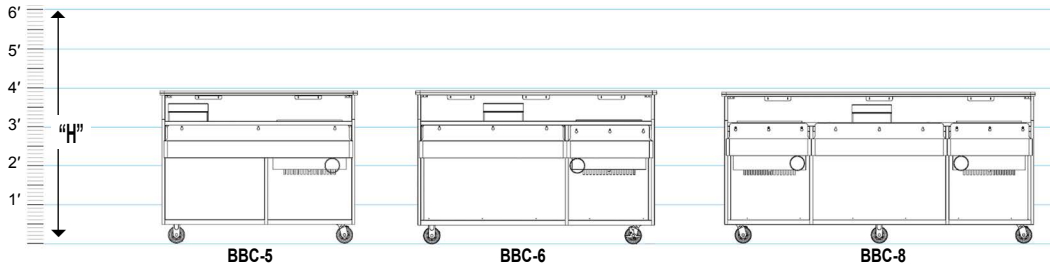
made to serve you better

Professional Series

PROJECT:	MODEL:	QUANTITY:	ITEM NO:
----------	--------	-----------	----------

SPECIFICATIONS:

PROFESSIONAL "BBC SERIES" BARS available with matching Back-Up Bar and Ice Cart



**ICE STORAGE CART
IC-200**

Holds 200 lbs. of ice! Fully insulated. Sliding stainless steel top. Drain, push bar handle, and all swivel 5" casters. Welded stainless steel frame.



**BACK BAR
PSC-4**

Enclosed on 3-sides! Stores glasses and bar accessories. Convenient work/serve black top. Stainless steel interior shelves with 9.5", 11.5", and 14" clearance. Welded stainless steel frame. 5" casters. Shown with full bumper optional accessory

Consult Factory for SHIPPING CLASS							
MODEL NUMBER	OVERALL EXTERIOR DIMENSIONS IN. (mm)			WORKING AREA HEIGHT	STORAGE AREA DIMS (IN)	CASTER SIZE	SHIP WT. LBS. (KG)
	HIGH "H"	DEEP "D" [A]	LONG "L"				
BBC-5	45.75" (1162)	29.25" (743)	59.9" (719)	35.5" (902)	40.25W x 28.5H x 23D	5"	490 (222)
BBC-6	45.75" (1162)	29.25" (743)	72" (1829)	35.5" (902)	43W x 28.5H x 23D	5"	500 (227)
BBC-8 [B]	45.75" (1162)	29.25" (743)	95" (1140)	35.5" (902)	30W x 28.5H x 23D	5"	850 (386)

[A] With standard speed rail removed the width dimension is 24.75".

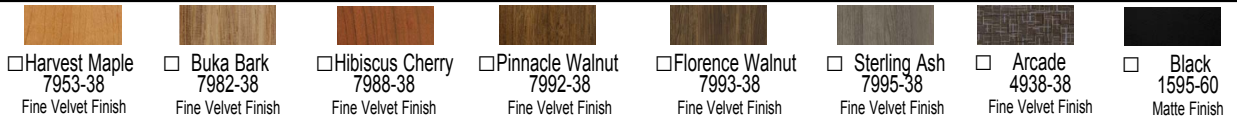
[B] BBC-8 model furnished with 2 sinks.

*Adding a full bumper will add 1.5" to the width and .5" to depth.

OVERALL EXTERIOR DIMENSIONS IN. (mm)						
MODEL NUMBER	HIGH "H"	DEEP "D"	LONG "L"	ICE TANK CAPACITY	CASTER SIZE	SHIP WT. LBS. (KG)
IC-200	34.75" (883)	23.75" (603)	22.25" (565)	200 lbs	5"	130 (59)

OVERALL EXTERIOR DIMENSIONS IN. (mm)					
MODEL NUMBER	HIGH "H"	DEEP "D"	LONG "L"	CASTER SIZE	SHIP WT. LBS. (KG)
PSC-4	45.75" (1162)	27" (686)	46.5" (1181)	5"	290 (132)

Specify Laminate Exterior at time of order:



Note: Colors may vary by individual computer monitor or printed sheet from the actual final product. Request sample to ensure proper color match.

CONSTRUCTION. Heliarc welded, single unit construction shall consist of welded stainless steel base frame of heavy gauge 1" square stainless steel tubing with extra 10 gauge stainless steel caster corner plate reinforcements.

BODY / TOP MATERIALS. Front and side panels shall be high-pressure, dual-side counter-balanced laminate .75" thick finish. Laminate selections are available. Full length, heavy gauge stainless steel angles reinforce front corners of body on inside, with high impact edging on outside corners. Work surface shall be constructed of 20 gauge stainless steel. Interior of body shall be lined with 22 gauge stainless steel, bonded to cabinet walls and bottom storage area. Seams shall overlap for greater durability and moisture resistance. Work and splash areas shall be polished stainless steel with easy-to-clean covered corners. Front edge shall have raised marine nosing to retard spills.

CASTERS. Maintenance free polyurethane tire casters in a configuration of two (2) rigid and two (2) swivel with brake. Eight (8) foot models are equipped with six (6) casters: two (2) rigid casters and four (4) swivel with brake. Casters shall have a reinforced yoke mounted to 10-gauge caster plate. The caster mounting plate shall be secured to a 10 gauge stainless steel reinforcing stress plate via welded in place stainless steel studs. The reinforcing stress plates shall be welded to the heavy gauge tubular frame of the unit.

STORAGE AREA. On all models, the bottom storage area shall be stainless steel lined.

ICE SINK WITH SEALED IN COLD PLATE.

Sink shall be one-piece stainless steel with covered corners: 19.75" x 12.75" x 10.5" deep. Sink shall have enclosed foam insulation with drain and line fittings. 6 circuit sealed-in cold plate shall be compatible for use with Pre-Mix, Post-Mix, and Bag-in-Box systems. Sink shall have a capacity of 60 lbs. of ice, and be provided with a stainless steel sliding cover. Specify system to be used: Pre-Mix, Post-Mix or Bag-in-Box.

BAR ACCESSORIES. Standard equipment shall include 4.25" deep, heavy gauge stainless steel full length bottle speed rail; removable without tools. Towel ring shall be mounted to working side. Stainless steel condiment holder.

Optional Accessories:

- Locking bottle speed rail
- Locking doors for storage areas
- Stainless steel bar gutters
- Pre-Mix dispensing equipment
- Post-Mix dispensing equipment
- Bag-in-Box dispensing equipment
- Protective storage cover
- Custom laminate
- Custom tops
- Powder coated S/S top
- Built-in electric hand sink - BBC-8 only
- Corner bumpers
- Full perimeter bumper
- Vertical S/S corner guards

FWE products may be covered under one or more of the following U.S. patents: 288,299;238,300;3,952,609;4,192,991.

All rights reserved. All specifications subject to change without notice. Errors subject to correction. © 16 Food Warming Equipment Company, Inc. R.16.02



FOOD WARMING EQUIPMENT COMPANY, INC.
5599 HWY. 31 W. Portland, TN 37148
800.222.4393 | 815.459.7500 | Fax: 815.459.7989
www.FWE.com | sales@fwe.com

COOK | HOLD | TRANSPORT | SERVE | REFRIGERATION | BARS

