



GUIDE TO MOBILE HAND SINKS

McCarthy School District bought a hand sink for the cafeteria to expedite hand washing and avoid congesting the washroom lines.

Makes hygiene accessible anywhere for students and faculty in schools, or for patients and staff in hospitals.



Delivers sanitation even to remote outdoor settings including construction sites, event venues, and theme parks.



An outdoor venue rented a hand sink from Mary's Party Rental Express. Thankfully, the heavy-duty casters handled the rough terrain with ease.

Tony's Pizza uses a customized mobile hand sink for their new outdoor dining experience. Easy access to hand washing reassures their customers and employees that health standards are being met.

Hand sinks provide compliance to food stands, restaurants, food trucks, farmers markets, and flea markets.



Why People Love Our Mobile Hand Sinks



Touchless Operation

Responsive motion sensing faucet and soap dispenser maximize hygiene and ease of operation.



Mobility

Easily introduce hand washing to remote locations, event venues, and even outdoor operations.



Adjustability

Customize for your operation with features such as movable cord exit and paper towel holder.



Durability

Outlasts the competition with the highest quality parts, heavy duty maintenance-free casters, and all stainless steel construction.

Does Hand Washing Matter?


71% of Americans correctly believe their hands are less germey after washing with soap and water versus using sanitizer.

60% say they expect higher hygiene standards in restaurants.

62% said lack of facilities or hygiene product is the main reason they aren't washing their hands more during the pandemic.

All Stats from Essity Essentials Initiative Survey 2020-2021

save time & money
with quick access
to mobile
hand washing



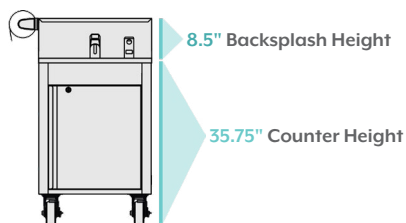
Today the need for convenient hand washing is greater than ever. What is an easy and effective way to introduce hand washing into any location?

Meet the Mobile Hand Sink

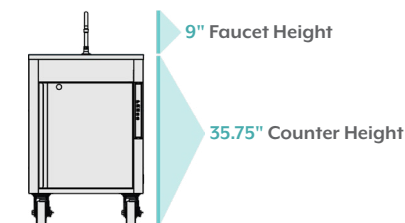
This revolutionary product brings a touchless handwashing experience to any event or venue, indoors and out. Heavy-duty stainless construction endures the toughest environments and terrains, long-outlasting the competition.

HS PROFESSIONAL SERIES

HS-E ECONOMY SERIES



Model HS-24



Model HS-24E



- 1 Key Locking Door
- 2 5 Gallon Fresh Water Tank
- 3 7.5 Gallon Wastewater Tank
- 4 Heavy-Duty Locking Transport Casters
- 5 Adjustable Cord Exits on Either Side*
- 6 Heavy-Duty Stainless Steel Construction
- 7 NSF Approved (NSF)
- 8 Removable Paper Towel Holder



- 9 Touchless Motion Sensing Faucet & Soap Dispenser



- 10 Backsplash Surround and Marine Edge



- 11 Water Heater with Adjustable Temperature



- 1E Key Locking Door
- 2E 5 Gallon Fresh Water Tank
- 3E 7.5 Gallon Wastewater Tank
- 4E Heavy-Duty Locking Transport Casters
- 5E Adjustable Cord Exits on Either Side
- 6E Heavy-Duty Stainless Steel Construction



- 7E Knee Button Activated Touchless Faucet



- 8E Flat Top Design



- 9E Cold Water Only

*HS-ES wood version has one cord exit on the front (door) side.

Optional Accessories



**LEFT DOOR
HINGING**



**ALL SWIVEL
OR LARGER CASTERS**



**CORNER
BUMPER**



**FULL PERIMETER
BUMPER**



**PROTECTIVE
STORAGE COVER**



**EXTRA FRESH
WATER TANK**



**EXTRA
WASTEWATER TANK**




**GRAPHIC
WRAP**



Looking to elevate your design?

Our HS-ES model comes with a solid maple wood exterior that is customizable to fit your space perfectly. Our many color options can also be specified to match any of our "ES" series bars.

MP1



MP2




MP3



MP4



MP5



Scan QR code for full color selections sheet.



A **HATCO** COMPANY

VERSION 002

FOOD WARMING EQUIPMENT COMPANY, INC. | 5599 HIGHWAY 31 WEST • PORTLAND, TN 37148

sales@fwe.com | 800-222-4393 | www.fwe.com