



HEATED HOLDING TRANSPORT CABINETS

Universal - For Various Size Trays, Pans, and Gastro-Norm

TEMP SET RANGE: 90° - 190°F (32° - 88°C) 

TOP MOUNT "UHST" SERIES


Built-in Top Mount heat system provides a slim cabinet profile, yet meets demand for high capacity

- 1** Narrow spaces are no problem with the slim design of the UHST series - these cabinets fit easily into tight spaces without sacrificing needed capacity
- 2** Made for transport applications - FWE cabinets are fully constructed of stainless steel, with a tubular welded base frame, and designed to absorb vibration and shock during transport
- 3** Unique design holds 12" x 20" pans, 18" x 26" sheet trays or GN containers on fully adjustable tray slides. Slides are removable for thorough interior cleaning
- 4** UHST series features FWE's Top Mount heat system, which eliminates hot and cold spots by gently circulating hot air throughout the interior of the cabinet
- 5** Simple to Use Electronic Control, User Friendly, Easy to Read & Easy to Set. Temperature Set Range of 90°F to 190°F (32°C to 88°C). Provided with a Low Temperature Alarm
- 6** Top mount heat system, elements and blower are protected from spillage and leaves the bottom of the cabinet open for easy cleaning reducing maintenance and cleaning costs
- 7**  Available for immediate shipment - FWE's popular UHST-13 is available to ship in 48 hours (Quick Ship terms and conditions apply)
- 8**  Energy Star Approved - save money and protect the environment with the energy star approved UHST-13

***Two year limited warranty**



(Shown with Optional Accessories Dutch Doors, Recessed Hand Grips, and Magnetic Work Flow Handles)



Built For Transport

Adjustable Tray Slides

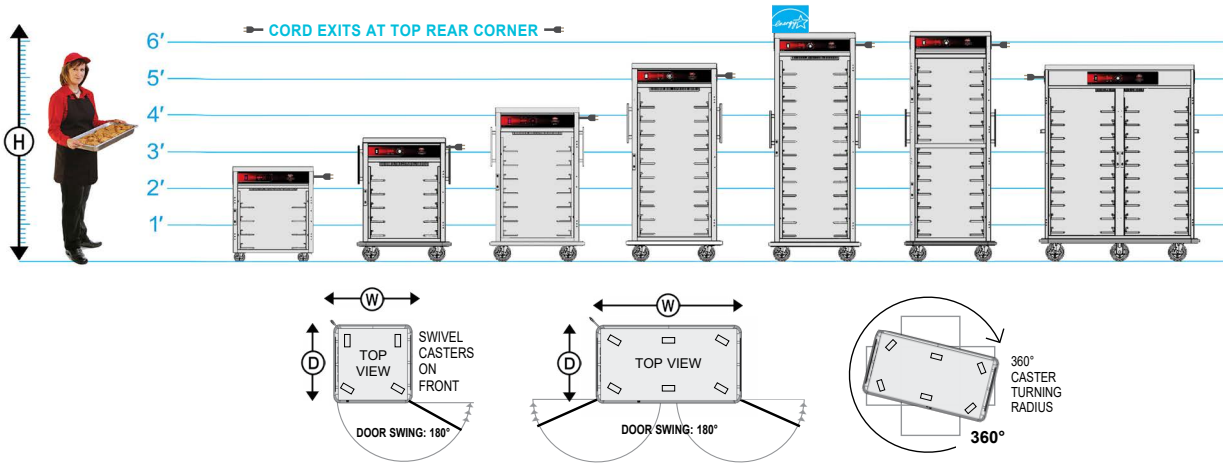
Control Panel

Open Bottom Base

TOPMOUNT

SPECIFICATIONS

HEATED HOLDING TRANSPORT CABINETS



CAPACITIES OF TRAYS / PANS: 4.5" (114 mm) Spacings are Standard [A]

CLASS 100

		STANDARD CAPACITY: NUMBER OF TRAYS / PANS @ 4.5" Spacings(114 mm)									OPTIONAL CAPACITY: NUMBER OF TRAYS / PANS @ 3"Spacings(76 mm)									OVERALL EXTERIOR DIMENSIONS IN. (mm) (Height Includes Casters)						
MODEL NUMBER	TRAY/PAN SLIDES PROVIDED	18 x 26	12 x 20	14 x 18	18 x 13	20 x 22	10 x 20	GN 2/1	GN 1/1	MAXI-PAN	TRAY/PAN SLIDES REQUIRED	18 x 26	12 x 20	14 x 18	18 x 13	20 x 22	10 x 20	GN 2/1	GN 1/1	MAXI-PAN	HIGH "H"	DEEP "D"	WIDE "W"	NO. OF DOORS	CASTER SIZE	SHIP WT. LBS. (KG)
≤34"	4 pr	4	8	8	8	4	8	4	8	4	6 pr (2 pr)	6	12	12	12	6	12	6	12	6	32.25" (819)	33.75" (857)	27" (686)	1	2" * All Swivel	240 (109)
	5 pr	5	10	10	10	5	10	5	10	5	7 pr (2 pr)	7	14	14	14	7	14	7	14	7	40.5" (1029)	35.25" (895)	30.75" (781)	1	5"	270 (122)
	7 pr	7	14	14	14	7	14	7	14	7	10 pr (3 pr)	10	20	20	20	10	20	10	20	10	49.5" (1257)	35.25" (895)	30.75" (781)	1	5"	305 (138)
	10 pr	10	20	20	20	10	20	10	20	10	15 pr (5 pr)	15	30	30	30	15	30	15	30	15	63.25" (1607)	35.25" (895)	30.75" (781)	1	5"	360 (163)
	13 pr	13	26	26	26	13	26	13	26	13	19 pr (6 pr)	19	38	38	38	19	38	19	38	19	76.25" (1937)	35.25" (895)	30.75" (781)	1	5"	410 (186)
	13 pr	13	26	26	26	13	26	13	26	13	19 pr (6 pr)	19	38	38	38	19	38	19	38	19	76.25" (1937)	35.25" (895)	30.75" (781)	2 Dutch	5"	415 (188)
	20 pr	20	40	40	40	20	40	20	40	20	30 pr (10 pr)	30	60	60	60	30	60	30	60	30	65.75" (1670)	33.75" (857)	54" (1372)	2	6"	465 (211)

[A] Uprights punched on 1.5" (38mm) centers. Tray slides are adjustable. Number of tray slides are listed above. Standard spacings are 4.5" (114 mm).

[B] UHST-13D-HO is standard with Dutch Doors. High output models [add "HO"] are not available with a full length door. Temperature range is 90-240°F.

Single Door UHST models are available with:

Pass-thru Door [add "P"]

See-thru Lexan Door [add "L"]

Dutch Doors [add "D"]

Note: Dutch Doors are 2 half size doors only available on full-size models. Lexan Door not available on "HO" models.

*UHST-4 is an under counter model. It is provided without a bumper and is provided with all swivel casters and with form grip flush in wall hand grips recess mounted on each side of the unit. Bumper can be added as an optional accessory.

CONSTRUCTION. Heliarc welded, single unit construction of stainless steel; 20 gauge polished exterior, 22 gauge stainless steel interior with easy-to-clean coved corners. Welded tubular base frame shall be 1" square, heavy gauge stainless steel tubing, with 10 gauge stainless steel reinforcing plates at corners.

INSULATION. Insulated throughout; top, back, bottom, sides, doors using high density ceramic and fiberglass insulation.

HANDLES. Heavy-duty, solid formed 1" x .375" thick; mounted at each end of unit. Mountings reinforced with stainless steel channel. UHST-4 is standard with form grip flush-in-wall hand grips recess mounted on each side of unit.

BUMPER. Solid continuous wraparound aluminum channel, bolted to frame, with snap-in, non-marking replaceable vinyl cushion. Full perimeter bumper extends beyond doors, handles, etc., for added protection. Shall be continuous, with corner cut-outs to facilitate cleaning. UHST-4 is standard without a bumper.

DOORS AND LATCHES. Flush mounted and stainless steel insulated door. Single door models are field reversible. High temperature gasket sealed; gasket shall be cabinet mounted. Full-size doors shall have two (2) heavy-duty edgemount die cast hinges. Magnetic door latch shall be edgemounted, full grip, and positive closing. The hinge and latch mountings are reinforced with stainless steel backing plates. UHST-13D-HO is standard with dutch doors. UHST-4 is standard with horizontal magnetic work flow handle.

CASTERS. Polyurethane tire casters with Zerk grease (lubrication) fittings in a configuration of two (2) rigid, and two (2) swivel with brake. UHST-20 shall have a caster configuration of two (2) rigid and four (4) swivel with brake. Casters shall have a reinforced yoke welded to 10 gauge caster mounting plate. The caster mounting plate shall be secured to a 10 gauge stainless steel reinforcing stress plate via welded in place stainless steel studs. The reinforcing stress plates shall be welded to the heavy gauge tubular frame of the unit.

TRAY SLIDES. Welded rod-style tray slides are nickel plated for greater durability and sanitation. Fully adjustable / removable and designed to give secure bottom tray support. Removable stainless steel uprights shall be punched on 1-1/2" (38mm) spacing for easy tray/pan adjustment, and shall easily lift off of heavy-duty, stainless steel brackets without the use of tools. Each pair of tray slides shall accommodate: (1) 18"x 26", (2) 14"x 18" trays, (2) 12"x 20", (1) GN 2/1, (2) GN 1/1, (1) Maxi-Pan or (1) 20"x 22".

HEATING SYSTEM / CONTROLS. Top mounted, forced air blower system shall include one (1) Hi-Temp, self-lubricated, impedance protected, fan-cooled blower motor to distribute heat equally throughout cabinet interior. Heating element shall be located in top heat chamber separated from food cabinet. Wall heat distribution tunnels shall be vented for balanced air circulation. Electronic controls shall include an easy to read digital display of cabinet temperature (with recall capacity

of temperature set point and actual cabinet temperature), equipped with a programmable low temperature alarm, master ON/OFF switch with power indicator light. Adjustable temperature range from 90°F to 190°F (32°C to 88°C).

ELECTRICAL CHARACTERISTICS. 3 wire grounded tri-directional power cord and plug, rear mounted for safety. See electrical data chart above for amperage and receptacle configuration. See electrical chart for models that require a dedicated circuit.

INSTALLATION. Unit should not be installed in an area where adverse environmental conditions are present.

ELECTRICAL DATA - SINGLE PHASE

ELECTRICAL DATA

MODEL NUMBER	UHST-4, UHST-5, UHST-7, UHST-10, UHST-13	UHST-20	UHST-13-D-HO
VOLTS	120	208	220-240
WATTS	1700	1535	1985
AMPS	14.2	7.4	8.3
HERTZ	50/60	50/60	50/60
PHASE	Single	Single	Single
PLUG USA	5-15P	6-15P	6-15P
PLUG CANADA	5-20P	6-15P	6-15P
MODEL NUMBER	UHST-20	UHST-13-D-HO	
VOLTS	120	208	220-240
WATTS	2200	1980	2580
AMPS	18.3	9.5	10.8
HERTZ	50/60	50/60	50/60
PHASE	Single	Single	Single
PLUG USA	5-20P*	6-15P	6-15P
PLUG CANADA	5-30P	6-15P	6-15P

*Dedicated Circuit.

▼ Lowest voltage shown is standard.

ELECTRICAL
Mechanical controls
High output models available
220 volt, 50/60 Hz, Single Phase
Upgraded element
DOORS
Key locking door latch
See-thru Lexan door (excludes HO models)
Dutch doors
Pass-thru door - single door models
Paddle latch
Padlocking transport latch
Left hand door hinging - single door models
Glass doors
SPACINGS
Extra tray slides
"Ultra-Universal" transport slides
Fixed rack
CASTERS
All swivel casters
Larger casters
Floor lock (required 6" casters)
EXTRAS
Security packages
Cord winder bracket
X-factor frame
Thermal barrier wall (heated/ambient)
Passive water pan
Tubular s/s handles
Extended top (full size models)