

PROOFER & HEATED HOLDING CABINETS

Non-Insulated – Holds Various Sized Donut Screens up to 23" x 33"

TEMP SET RANGE: 90° – 190°F (32° – 88°C) 

PROOFER/HEATER "ETC-2333-PH" SERIES

Cabinet proofer to enhance quality and time-saving strategies for proofing donuts, cinnamon rolls, and similar products

- 1** User-friendly mechanical control panel has separate air moisture and air temperature controls, and includes steam deflector shield to eliminate moisture damage to controls
- 2** Humidity system with separately controlled moisture and heat settings enables the user to create high humidity with low heat output - an ideal environment for proofing



- 3** ETC-2333-PH series accommodates various size donut screens. Fixed rack is one piece, die stamped, stainless steel for extra strength, and is removable for easy cleaning
- 4** Removable humidity pan: standard 12" x 20" hotel pan provides large water reservoir, is easy to clean, and replaceable
- 5** See-thru Lexan doors provide high visibility to easily monitor dough rise. Doors are field reversible for flexible installation options for your kitchen layout
- 6** Magnetic work flow door handle - ergonomically accommodates kitchen staff and servers at varying heights
- 7** Constructed of stainless steel with welded base frame for added strength and durability
- 8** Sloped inside top directs condensation towards the back of the cabinet, preventing drips onto product

Donut Screens Not Included
***Two year limited warranty**



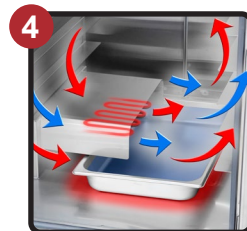
(Shown with Optional Accessories 3 Doors, Edgemounted Door Latch, & Stainless Steel Removable Tray Slides)



Control Panel



Fixed Rack Holds Donut Screens



Removable Humidity Pan

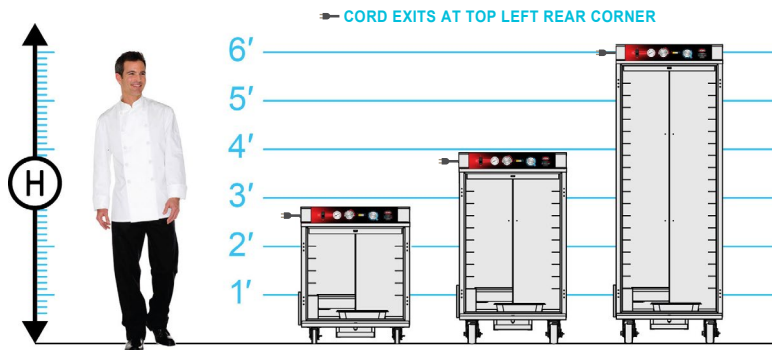


Magnetic Work Flow Door Handle

PROOFER  HEATER

SPECIFICATIONS

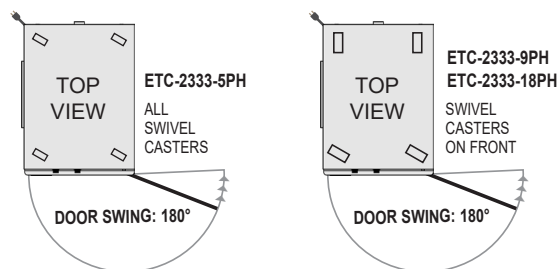
PROOFER & HEATED HOLDING CABINETS



ELECTRICAL DATA			
▼ STANDARD			
VOLTS	120	208	220-240
WATTS	1650	1474	1954
AMPS	13.8	7.1	8.1
HERTZ	60	60	60
PHASE	Single	Single	Single
PLUG USA	5-15P	6-15P	6-15P
PLUG CANADA	5-20P	6-15P	6-15P

*Dedicated Circuit.

▼ Lowest voltage shown is standard.



CAPACITIES OF DONUT SCREENS: 3" (76mm) Spacings Are Standard [A]										CLASS 100		
MODEL NUMBER	STANDARD CAPACITY: NUMBER OF DONUT SCREENS @ 3" (76mm) Spacing			OPTIONAL CAPACITY: NUMBER OF DONUT SCREENS @ 4.5" (144mm) Spacings			OVERALL EXTERIOR DIMENSIONS IN. (mm) (Includes Casters)			NUMBER OF DOORS	CASTER SIZE	SHIP WT. LBS. (KG)
	DONUT SCREEN SLIDES PROVIDED	23 x 33	23 x 23	TRAY/SCREEN SLIDES PROVIDED	23 x 33	23 x 23	HIGH "H"	DEEP "D"	WIDE "W"			
34"	5 pr	5	5	3 pr	3	3	33.5" (851)	37.75" (959)	27.5" (699)	1	3.5" ALL SWIVEL	230 (105)
42"	9 pr	9	9	6 pr	6	6	47.5" (1207)	37.75" (959)	27.5" (699)	1	5"	285 (130)
50"	18 pr	18	18	12 pr	12	12	74.5" (1893)	37.75" (959)	27.5" (699)	1	5"	300 (136)

[A] Fixed rack accommodates: 23" x 33" and 23" x 23" donut screens. Number of tray slides are listed above. Standard spacings are 3" (76mm).

Model ETC-2333-18PH is available with Dutch Doors [add "D"]
Note: Dutch Doors are 2 half size doors only available on full-size models.

CONSTRUCTION. Heliarc welded, single unit construction of stainless steel; 20 gauge polished exterior.

DOORS AND LATCHES. Flush mounted, field reversible, see-thru Lexan door shall be high temperature gasket sealed; gasket shall be cabinet mounted. Each door shall have two (2) heavy-duty edgemoat die cast hinges and a magnetic work flow handle. The hinge and latch mountings are reinforced with stainless steel backing plates.

CASTERS. Maintenance free polyurethane tire casters in a configuration of two (2) rigid and two (2) swivel with brake. ETC-2333-5PH model shall be standard with a caster configuration of four (4) swivel with brake. Casters shall have a reinforced yoke mounted to 10 gauge

caster plate. The caster mounting plate shall be secured to a 10 gauge stainless steel reinforcing stress plate via welded in place stainless steel studs. The reinforcing stress plates shall be welded to the heavy gauge tubular frame of the unit.

FIXED RACK. Removable pair of one piece stainless steel racks with fixed spacings of 3" between slides. Each pair of tray slides accommodates one (1) 23" x 33" donut screen or one (1) 23" x 23" donut screen. One piece rack is easy to remove without the use of tools for cleaning.

PROOFING SYSTEM/CONTROLS. Built in humidified holding system shall include two (2) separate long life Incoloy nickel-chromium alloy heating elements per cavity; separate, adjustable controls shall be provided for each

function. One to control the interior air temperature, and one to control the interior air moisture. An oversized stainless steel water reservoir shall be removable for ease of cleaning/sanitation. System shall have a Hi-Temp, self-lubricated, impedance protected fan-cooled blower motor for moist air distribution. Controls shall be up-front, recessed and shall include a full range thermostat adjustable to actual temperature. Thermostat shall include temperature scale marked in ten degree increments (F/C) from 90° to 190°F (32° to 88°C). An operational range thermometer, adjustable moisture control (Low to High) with "P" to indicate "Proof" position, 20 amp ON/OFF power switch, humidity cycle light, and thermostat cycling light shall also be included.

ELECTRICAL CHARACTERISTICS. 3 wire grounded tri-directional power cord and plug, rear mounted for safety. See electrical data chart above for amperage and receptacle configuration. See electrical chart for models that require a dedicated circuit.

INSTALLATION. Unit should not be installed in an area where adverse environmental conditions are present.

ELECTRICAL

220 volt, 50/60 Hz single phase
Electronic controls
Mechanical timer

DOORS

Key locking door latch
Left hand door hinging
Glass doors
Dutch doors (ETC-2333-18PH only)

3 doors (ETC-2333-18PH only)

SPACINGS

Stainless steel removable tray slides
Custom rack spacings

Shelves

CASTERS

All swivel casters
Larger casters

EXTRAS

Tubular stainless steel push handles

Cord winder bracket