

PRISONER TRAY TRANSPORT & SERVE CABINETS

Heated Holding & Serving for 15.5" x 11.5" or 10" x 14" Compartment Trays

TEMP SET RANGE: 90° - 190°F (30° - 90°C) 

GUARDED HEAT "PTS" SERIES

Correctional heated transport and holding carts are designed to meet demanding environments with security features to protect staff members and inmates



1 Standard tamper resistant features suited for minimum to maximum security environments include:

- a** Tamper-proof fasteners throughout
- b** Pad-locking transport latches
- c** Stainless steel, heavy-duty hinges
- d** Super-duty, full perimeter bumper
- e** Tubular stainless steel push bar handles
- f** 18 gauge stainless steel exterior
- g** Paddle latch
- h** Fan guard cover
- i** Thermostat retention strap and plexi-guard thermometer cover
- j** Rack assembly with hold down device
- k** Thermostat capillary guard

2 Guarded heat system - heat system is built in to prevent tampering, loss or damage and is provided with protected tamper-proof controls

3 Stainless steel rack assembly can be customized to accommodate a wide variety of tray sizes

4 12 gauge, stainless steel hinges keep doors properly aligned for years of use, secured with tamper-proof screws


5 Transport and serve meal delivery trays. Ideal for cook serve applications such as cell block, satellite, and cafeteria

6 Fully heliarc welded construction with extra welds at critical points - provides structural integrity to withstand rough handling - no rivets

***One Year Limited Warranty**




Protected Controls



Tamper-Proof Screws



Rack Assembly



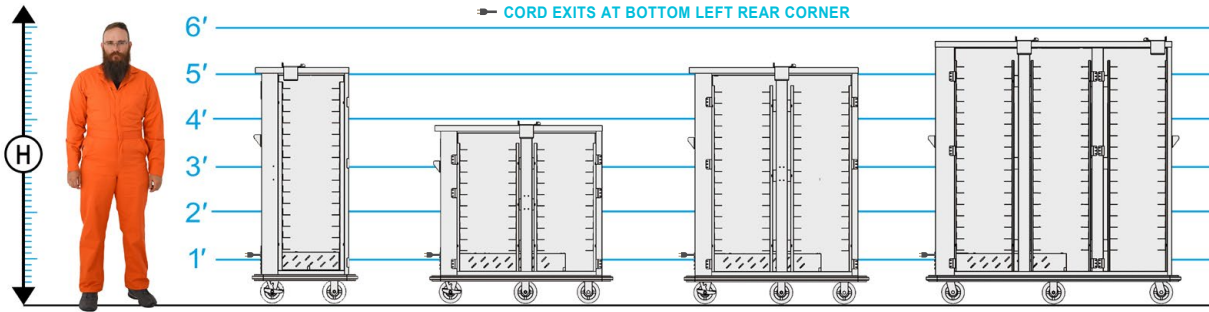
Heavy-Duty Hinges



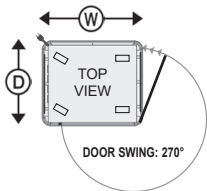
SPECIFICATIONS

HEATED PRISONER TRAY TRANSPORT & SERVE CABINETS

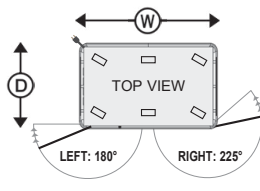
← CORD EXITS AT BOTTOM LEFT REAR CORNER



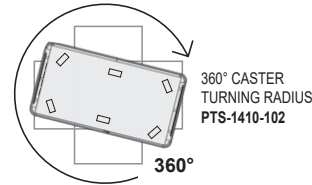
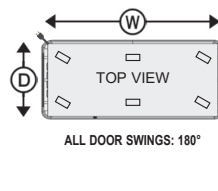
SWIVEL CASTERS ON LEFT SIDE:
PTS-3030



SWIVEL CASTERS ON BOTH SIDES:
PTS-4040, PTS-6060



SWIVEL CASTERS BOTH SIDES:
PTS-1410-102



AMBIENT OPTIONS



To Make Any Model Ambient (Non-Heated), Add "A"



For Both Heated & Ambient, Add the Optional Accessory "Thermal Barrier Wall"

Add a Cold Plate to Any Ambient Cavity with the Optional Accessory "Cold Plate Cartridge"

MODEL NUMBER	COMPARTMENT TRAY CAPACITIES [A]			OVERALL EXTERIOR DIMENSIONS IN. (mm) (Height Includes Casters)			CLASS 100		
	STANDARD TRAY SIZE	OPTIONAL TRAY SIZE	TRAY CAPACITY	HIGH "H"	DEEP "D"	WIDE "W"	NO. OF DOORS	CASTER SIZE	SHIP WT. LBS. (KG)
	15.5" x 11.5"	14" x 10"	30	61.5" (1562)	29" (737)	27.75" (704)	1	6"	310 (141)
	15.5" x 11.5"	14" x 10"	40	47.5" (1207)	29.25" (743)	48.5" (1232)	2	6"	395 (180)
	15.5" x 11.5"	14" x 10"	60	62.5" (1588)	29.25" (743)	48.5" (1232)	2	6"	490 (223)
	14" x 10"	15.5" x 11.5"	102	69" (1753)	29.5" (749)	66.5" (1689)	3	6"	670 (304)

[A] Standard tray spacing 3". Other tray spacings available upon request.
[B] Trays NOT included. Contact individual manufacturers for trays. Sample tray(s) required with order.

MODEL NUMBER	ELECTRICAL DATA							
	PTS-3030		PTS-4040 PTS-6060		PTS-1410-102			
VOLTS	120	220-240	120	220-240	120	208	220-240	
WATTS	1300	1538	1650	1954	2050	1830	2430	
AMPS	10.8	6.4	13.8	8.1	17.1	8.8	10.1	
HERTZ	50/60	50/60	50/60	50/60	60	60	60	
PHASE	Single	Single	Single	Single	Single	Single	Single	
PLUG USA								
PLUG CANADA								

*Dedicated Circuit. ▼ Lowest voltage shown is standard.

CONSTRUCTION. Heliarc welded, single unit construction of stainless steel; 18 gauge polished exterior, 22 gauge stainless steel interior with easy-to-clean coved corners. Welded tubular base frame shall be 1" square, heavy gauge stainless steel tubing, with 10 gauge stainless steel reinforcing stress plates at corners.

INSULATION. "Ultra-Guard" UG-26 high density fiberglass insulation throughout; top, back, bottom, sides, door(s).

PUSH BARS. Heavy-duty, 1" diameter tubular stainless steel push handle(s). One (1) on single and double door units, two (2) on three door units. Mountings welded in place and reinforced with stainless steel channel to prevent removal.

SUPER-DUTY BUMPER. Solid, 1.5" high, wraparound aluminum channel, bolted to frame, with snap-in, non-marking replaceable vinyl cushion. Full perimeter bumper extends beyond doors, handles, etc., for added protection. Shall be continuous, with corner cut-outs to facilitate cleaning. Super-Duty Bumper shall be made of thicker 0.25" aluminum and be wider at 4.875".

DOORS AND LATCHES. Flush mounted, stainless steel, insulated doors. When opened, doors lie flush against side of unit or another door to keep work aisles unobstructed. Each door shall have three (3) heavy-duty, 12 gauge stainless steel hinges. Each door shall be equipped with a positive closing, flush-in-door, stainless steel paddle latch. The hinge and latch mountings are reinforced with stainless steel backing plates. Each unit shall be provided with padlock compatible (padlock not included) transport/security latch.

CASTERS. 6" heavy-duty, extra wide polyurethane tire casters with Zerk grease (lubrication) fittings. Single door model in a configuration of two (2) rigid, and two (2) swivel with brake. Two and three door models in a configuration of two (2) rigid and four (4) swivel with brake. Casters shall have a reinforced yoke welded to 10 gauge castor mounting plate. The castor mounting plate shall be secured to a 10 gauge stainless steel reinforcing stress plate via welded in place stainless steel studs. The reinforcing stress plates shall be welded to the heavy gauge tubular frame of the unit.

TRAY SLIDES. Fully welded, one piece rack with hold down device shall be heavy gauge stainless steel, channels fixed-in-place at 3" spacings to accommodate two (2) 15.5" x 11.5" or two (2) 14" x 10" trays per pair of tray slides. Unless specified otherwise, assembly shall be factory adjusted to accommodate 15.5" x 11.5" trays. PTS-1410-102 only shall be factory adjusted to accommodate 14" x 10" trays. Contact factory for custom spacing and rack assembly.

HEATING SYSTEM/CONTROLS. Heat system shall be built-in to prevent tampering, loss, or damage. System shall include an Incoloy nickel-chromium alloy heating element, and Hi-Temp, self-lubricated, impedance protected, fan-cooled blower motors. Controls shall be end mounted, fully recessed and shall include a full range thermostat adjustable to actual temperature. Thermostat shall include temperature scale marked in ten increments (F/C) from 90° to 190°F (30° to 90°C). An operational range thermometer, 20 amp ON/OFF switch, power supply light and thermostat cycling light are also included.

ABUSE RESISTANT FEATURES. Cabinet shall have 12 gauge stainless steel thermostat knob retention strap, and 1/4" thick Lexan cover over the thermometer. Both shall be attached with tamper-proof fasteners to prevent unauthorized removal. Cabinet shall have tamper-resistant fasteners in all critical areas, and extra welds throughout for added durability. Heavy-duty 1" diameter tubular stainless steel push handles shall be welded in place and reinforced with stainless steel channel to prevent removal. Each unit shall be provided with padlock compatible (padlock not included) transport/security latch.

ELECTRICAL CHARACTERISTICS. 3 wire grounded tri-directional power cord and plug, rear mounted for safety. See electrical data chart above for amperage and receptacle configuration. See electrical chart for models that require a dedicated circuit.

INSTALLATION. Unit should not be installed in an area where adverse environmental conditions are present.

- ELECTRICAL**
220 volt, 50/60 Hz single phase
Cord winding bracket
High impact plexiglass control panel cover
- DOORS**
Locking paddle latch
- CASTERS**
All swivel casters (PTST-3030 only)
Larger casters
- EXTRAS**
Top corner bumpers
Stainless steel bumper
Beverage urn angles
Top perimeter guard rail
Tow bar
Thermal barrier wall
Cold plate cartridge