

# MOBILE HAND SINKS

## Contactless Self Contained Portable Hand Sink with Water Heater

"HS" SERIES

### Contactless portable hand sink with water heater is self-contained to allow safe hand washing and sanitizing in remote locations

- 1** FWE's contactless portable hand sinks are perfect for any location, making it possible to offer practical hand washing when it is needed to meet safety standards
- 2** Faucet and soap dispenser both have highly responsive, automatic motions sensors for safe and touchless hand washing
- 3** Made for transport applications - FWE hand sinks are fully constructed of stainless steel and equipped with heavy-duty maintenance free casters
- 4** Marine top edge and backsplash prevent spills and drips while on the move
- 5** Provided with a 5 gallon fresh water tank for consistent draw and a 7 gallon waste water tank to hold drainage
- 6** Water heater with adjustable thermostat (65°-145°F) quickly warms water for dispensing when needed
- 7** Lockable door prevents unauthorized access for safety and security
- 8** Paper towel holder and cord exit can be easily moved to either side, providing flexibility in field placement (only one cord exit on HS-24-ES)

**\*Two year limited warranty**

EXECUTIVE SERIES  
(MAPLE WOOD)  
NATURAL FINISH




Touchless Faucet &amp; Soap Dispenser



Built for Transport



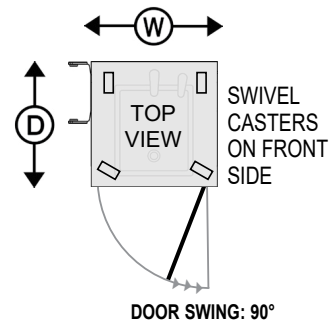
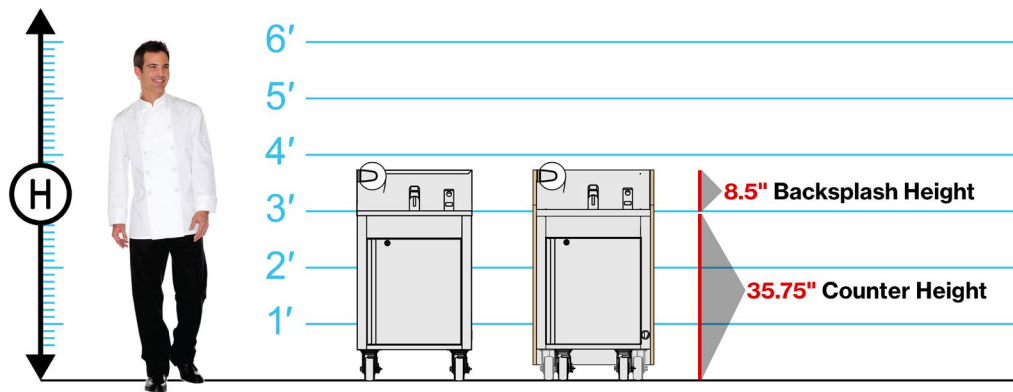
Water Tanks



Lockable Door

# SPECIFICATIONS

# MOBILE HAND SINKS



MODEL NUMBER	OVERALL EXTERIOR DIMENSIONS IN. (mm) (Height Includes Casters)			CLASS 175		
	HIGH "H"	DEEP "D"	WIDE* "W"	NO. OF DOORS	CASTER SIZE	SHIP WT. LBS. (KG)
	44.25" (1124)	24.25" (616)	24.25" (616)	1	5"	205 (93)
	44.25" (1131)	24.5" (623)	24.75" (629)	1	5"	235 (93)

ELECTRICAL DATA		
VOLTS	120	220-240
WATTS	1625	1872
AMPS	13.5	7.8
HERTZ	60	60
PHASE	Single	Single
PLUG USA	5-15P*	6-15P
PLUG CANADA	5-20P	6-15P

\*Dedicated Circuit



Faucet Temperature Control



Soap Cartridge and Battery



5 Gallon Fresh Water Tank



2.7 Gallon Water Heater



7 Gallon Wastewater Tank



### HS-24-ES Maple Wood Stain Options



**CONSTRUCTION.** Heliarc welded, single unit construction of 20 gauge stainless steel with easy-to-clean coved corners. Front edge shall have raised marine nosing to contain water. Backsplash shall be 8.5" high.

**DOORS AND LATCHES.** Flush mounted, stainless steel door. Full length magnetic recessed workflow handle with locking cam latch. Heavy duty pin style hinges.

**CASTERS.** Maintenance-free polyurethane tire casters in a configuration of two (2) rigid and two (2) swivel with brake.

**WATER CAPACITY.** The unit shall include one (1) five gallon fresh water tank and one (1) seven gallon waste water tank. Electric water heater with adjustable thermostat provides a temperature range of 65°-145°F (19°-62°C) and heats up to 2.7 gallons of water. Glass insulated tank for thermal efficiency and fast recovery.

**FAUCET CHARACTERISTICS.** Faucet shall be motion activated and powered by four (4) AA Batteries. Faucet shall have a concealed thermostat control. Faucet water pressure shall be two (2) gallons per minute.

**SOAP DISPENSER CHARACTERISTICS.** Soap dispenser shall be motion activated and shall be powered by four (4) D batteries. Recommended soap refill: Rubbermaid FG4015411 800ml.

**ELECTRICAL CHARACTERISTICS.** 3 wire grounded 10 foot extension power cord and plug. HS-24 cord and plug are fed through right side cord exit. Alternative left side cord exit provided. HS-24-ES cord and plug are fed through the front of the unit only. See electrical data chart above for amperage and receptacle configuration.

**INSTALLATION.** Unit should not be installed in an area where adverse environmental conditions are present.

### DOORS

Left hand door hinging

### CASTERS

All swivel or larger casters

### EXTRAS

- Full perimeter bumper (HS-24 only)
- Corner bumpers (HS-24 only)
- Extra fresh water tank
- Extra waste water tank
- Graphic wrap (HS-24 only)
- Protective storage cover

