

PRECISE HUMIDITY TEMPERATURE TECHNOLOGY

For 12"x20" Pans Up to 6" Deep

HUMIDITY SET RANGE: 0RH% - 90RH%  TEMP SET RANGE: 90° - 200°F (32° - 93°C) 

CLYMATE IQ® "PHTT-DR" SERIES

Clymate IQ® cabinets with drawers take the guesswork out of holding foods and provide professional results every time

- 1 PHTT drawer series accommodates fractional and full 12"x 20" pans, up to 6" deep. Drawer and slides are removable for easy cleaning
- 2 Simple to use - user-friendly, easy to read, easy to set, color-coded controls allow you to set the unit from 0% - 90% relative humidity and 90°F to 200°F (32°C to 93°C)
- 3 Fast recovery - Clymate IQ® gets back to temperature fast - you don't have to worry about losing heat and humidity if you open and close the drawer repeatedly during peak service times
- 4 Heats up fast - the Clymate IQ® drawer reaches precise, user-determined temperature and humidity quickly
- 5 Magnetic workflow drawer handle - provides easy and quick access to product drawers
- 6 Place the unit anywhere - all units come with a tri-directional AC cord pocket to give you a better plug placement
- 7 Low temperature indicator light built in for peace of mind with option to turn on audible alarm



**Two year limited warranty*



Use Fractional Pans without Dividers



User-Friendly Controls



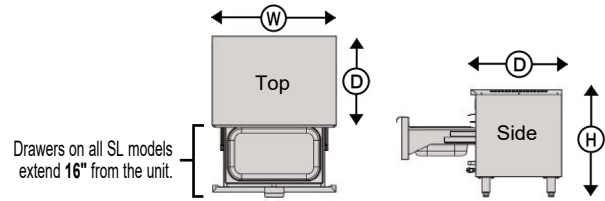
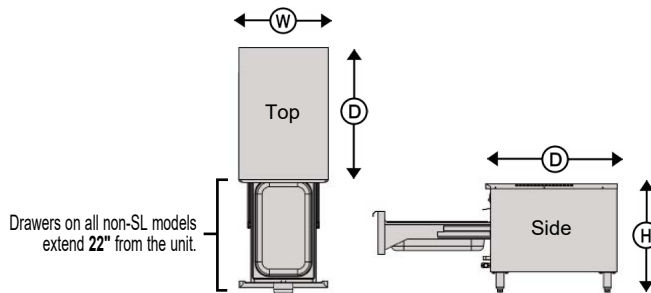

Magnetic Work Flow Drawer Handle



Tri-Directional Cord

SPECIFICATIONS

PRECISE HUMIDITY TEMPERATURE TECHNOLOGY



MODEL NUMBER	CAPACITIES OF 12" x 20" GN PANS						OVERALL EXTERIOR DIMENSIONS IN. (mm) (HEIGHT INCLUDES LEGS)			CONSULT FACTORY FOR SHIPPING CLASS		
	12" X 20" PAN DEPTH			GN 1/1 PAN DEPTH			HIGH "H"	DEEP "D"	WIDE "W"	NO. OF DRAWERS	LEG SIZE	SHIP WT. LBS. (KG)
	2.5"	4"	6"	65mm	100mm	150mm						
Standard	1	1	1	1	1	1	22.25" (565)	30.5" (775)	18.5" (469)	1	4"	145 (66)
	2	2	2	2	2	2	31.25" (635)	30.5" (775)	18.5" (469)	2	4"	180 (82)
	3	3	3	3	3	3	40.25" (1022)	30.5" (775)	18.5" (469)	3	4"	220 (100)
Side Load	1	1	1	1	1	1	22.25" (565)	22.5" (572)	26.5" (673)	1	4"	145 (66)
	2	2	2	2	2	2	31.25" (635)	22.5" (572)	26.5" (673)	2	4"	180 (82)
	3	3	3	3	3	3	40.25" (1022)	22.5" (572)	26.5" (673)	3	4"	220 (100)

ELECTRICAL DATA			
VOLTS	120 <small>†STANDARD</small>	208	220-240
WATTS	1792	1774	2299
AMPS	14.9	8.5	9.6
HERTZ	60	60	60
PHASE	Single	Single	Single
PLUG USA	5-15P*	6-15P	6-15P
PLUG CANADA	5-20P	6-15P	6-15P

†Lowest voltage shown is standard.
*Requires individual branch circuit protection

All models hold fractional hotel pans (combinations of 1/3, 1/2, 1/4 the size of a 12" x 20" hotel pan)

CONSTRUCTION. Heliarc welded, single unit construction of stainless steel; 20 gauge polished exterior, 22 gauge stainless steel interior.
INSULATION. "Ultra-Guard" UG-26 high density fiberglass insulation throughout; top, back, bottom, sides and drawer(s).
DRAWERS AND LATCHES. Flush mounted, stainless steel, insulated drawers shall be vented. Each drawer shall be equipped with a horizontal workflow handle. High temperature

gasket sealed; gasket shall be drawer mounted. Drawers and slides removable without tools for easy cleaning.
LEGS. Each leg shall have a reinforced mounting plate bolted to base of unit.
PHTT SYSTEM/CONTROLS. Built in humidified holding system shall include two (2) separate long life Incoloy nickel-chromium alloy heating elements per cavity to provide separate, adjustable, precise temperature from 90°F to 200°F (32°C to 93°C) and maintain food

texture with settings from 0 to 90% RH (Crisp to Moist). Patented Precise Humidity Temperature Technology controls shall be provided for each function: one to control the interior air temperature, and one to control the interior air moisture. Stainless steel water reservoir with handle. Built-in drip trough. System shall have circulating fan to assist heat recovery/moist air distribution. Controls shall be up-front, recessed for safety. ON/OFF power switch, humidity cycle light and thermostat cycling light shall also be included.

ELECTRICAL CHARACTERISTICS. 3 wire grounded tri-directional power cord and plug, rear mounted for safety. See electrical data chart above for amperage and receptacle configuration. Dedicated circuit.
INSTALLATION. Unit should not be installed in an area where adverse environmental conditions are present.

ELECTRICAL EXTRAS
6" Adjustable Legs
Flanged Feet